

Examining the Dog



- Safety
 - Collar on (you can grab it)
 - Owner at the head to help control
- Always assume that a dog will try to bite when you find a painful spot
 - Where are your face and hands relative to the dog's teeth?
 - How will you restrain the animal?


Examining the Dog

- Where will you assess & treat?
 - Floor
 - On a table
 - In the owner's lap
 - In your lap



Examining the Dog

- Commanding the dog
 - “Sit” (parental tone) + hand signal +/- treat
 - “Down” (parental tone) + hand signal +/- treat



Examining the Dog

- Commanding the dog
 - Trick a dog to side lying by following a treat when in a 'down'
 - Push their hips over
 - Throw your leg over to hold



Examining the Dog

- Commanding the dog
 - For the difficult to lie dog:
 - To side lie from stand:
 - Push the dog onto the owner's lap and slide it down the owner's lap to the floor.


Examining the Dog

- Commanding the dog
 - To get a dog to lie from a sit:
 - Walk the dog's front legs forwards while leaning on the dog to push him down.



Examining the Dog

- You are safest BEHIND the dog
 - Dog standing
 - Block the dog from moving
 - Stand on the contralateral side as that being tested or straddle the dog
 - Use the collar or scruff for control




Examining the Dog

- You are safest BEHIND the dog
 - Away from the pointy end!
 - Dog sitting
 - Your body position (one point kneeling)
 - Block the dog from moving



Examining the Dog

- You are safest BEHIND the dog
 - Dog sitting
 - Controlling the head (gentle scruff side of head + ear with one hand)



Examining the Dog

- You are safest BEHIND the dog
 - Dog lying
 - Leg-over technique for control
 - Front leg exam / hind leg exam



Examining the Dog

- You are safest BEHIND the dog
 - Dog lying
 - Control the head (pinning with the hand or foot, by the therapist or the owner)



Examining the Dog

- You are safest BEHIND the dog
 - Dog lying
 - You or the owner can hold a bottom leg or two (to keep the animal down)



Examining the Dog

- Calming the Dog
 - Deep breathing & Sighing
 - Squishing / Compressions
 - Talking in a low comforting tone
 - Covering their eyes



Examining the Dog

- Correcting the Dog
 - Ah Ah! (this is the same in all languages)
 - NO!
 - Growling & nipping/biting are NEVER acceptable.



Examining the Dog

- Comforting the Dog
 - Reassurance after you hit a sore spot
 - Petting after you hit a sore spot
 - Take a moment before retesting the sore spot
 - Don't be too rough

